

CROWNE PLAZA  
**MEETING ROOMS**



**THE BERNSTEIN SUITE**  
Incorporating: Eddington Room,  
Foster Room & Robinson Room




**THE ROTHWELL SUITE**  
Incorporating: Lewis Room  
& Waterhouse Room

**TURING ROOM**

**EXECUTIVE  
BOARDROOM**

## MEETING ROOM

# CAPACITY CHART



Room Name	Dimensions (m) L x W x H	Banquet	Boardroom	Cabaret	Classroom	Drinks Reception	Hollow Square	Informal	Theatre	U Shape
<b>TURING ROOM</b>										
Turing Room	7.9 x 6.0 x 3.6		8					20		
<b>EXECUTIVE BOARDROOM</b>										
Executive Boardroom	8.0 x 5.3 x 3.6	16	16							
<b>THE BERNSTEIN SUITE - Incorporating: Eddington Room, Foster Room &amp; Robinson Room</b>										
Eddington Room	5.2 x 6.3 x 3.6	10	10	N/A	12	N/A	N/A		20	8
Foster Room	7.9 x 6.3 x 3.6	20	16	24	20	40	16		37	18
Robinson Room	8.1 x 6.3 x 3.6	20	16	24	20	40	16		37	18
The Bernstein Suite	21.4 x 6.3 x 3.6	110	58	74	68	140	60		128	60
Eddington & Foster Room	13.1 x 6.3 x 3.6	50	32	38	38	70	32		72	34
Foster & Robinson Room	16 x 6.3 x 3.6	80	44	50	50	100	44		93	46
<b>THE ROTHWELL SUITE - Incorporating: Lewis Room &amp; Waterhouse Room</b>										
Lewis Room	10.1 x 9.8 x 3.3	80	24	50	52	100	36		98	34
Waterhouse Room	8.7 x 9.8 x 3.3	60	20	40	40	90	30		84	28
The Rothwell Suite	19.0 x 9.8 x 3.3	150	52	105	124	230	66		214	62